











# Medication access: Policy and practice opportunities for pharmacists

Linda M. Sobeski Pharm.D.  | Christine A. Schumacher Pharm.D., FCCP  |  
 Nancy A. Alvarez Pharm.D.  | Keri C. Anderson Pharm.D. |  
 Bridget Bradley Pharm.D.  | Susie J. Crowe Pharm.D.  |  
 Jessica R. Merlo Pharm.D.  | Adwoa Nyame B.S. | Kelley S. Rivera Pharm.D. |  
 Nancy L. Shapiro Pharm.D., FCCP  | Dustin D. Spencer Pharm.D., M.B.A. |  
 Elizabeth Van Dril Pharm.D. 

American College of Clinical Pharmacy,  
Lenexa, Kansas

## Correspondence

American College of Clinical Pharmacy, 13000  
W. 87th St. Parkway, Suite 100, Lenexa, KS  
66215-4530.

## Abstract

Medication access is critical to achieving optimal patient outcomes. The 2020 Task Force on Medication Access was charged with developing an ACCP white paper on improving medication access that addresses barriers such as cost, health disparities, and utilization management practices. This white paper outlines major barriers to medication access and provides pharmacists and professional organizations with policy and practice recommendations to help reduce barriers, enhance medication access, and fulfill the goal of optimal patient outcomes.

## KEYWORDS

clinical pharmacist, medication access, medication barriers

## 1 | INTRODUCTION

The US health care system is undergoing a major shift to a value-based health care delivery model. In this model, health care providers are reimbursed on the basis of quality metrics, including patient outcomes, with the goal of providing higher-quality and more cost-effective care to patients and communities. Adequate access to health care, including medications, is a critical factor in value-based health care delivery and has been recognized as a primary aim within the

Agency for Healthcare Research and Quality's National Quality Strategy.<sup>1</sup>

Medication access refers to the ability of patients to receive the most appropriate medication for their medical condition and improve their overall quality of life. Programs such as Medicare Part D and the Affordable Care Act (ACA) have sought to improve the accessibility and affordability of health care and medications. Despite such efforts, however, the US population continues to face significant barriers to medication access. Recently, the Pharmacy Quality Alliance and National Pharmaceutical Council published a medication access framework, which identified the most common and relevant barriers according to published studies.<sup>2</sup> Major barriers included access to insurance, medication affordability, health literacy, and provider attitudes and beliefs.

Limited access to medications can have widespread consequences at the patient, health care system, and population health levels. Rising medication costs have been linked to medication

This document was prepared by the 2020 ACCP Task Force on Medication Access: Linda M. Sobeski, Pharm.D., BCPS; Christine A. Schumacher, Pharm.D., FCCP, BCPS, BCACP, BCCP; Nancy A. Alvarez, Pharm.D., FAPhA, BCPS; Keri C. Anderson, Pharm.D., BCPS; Bridget Bradley, Pharm.D., BCCP; Susie J. Crowe, Pharm.D., BCPS; Jessica R. Merlo, Pharm.D., BCACP; Adwoa Nyame, B.S.; Kelley S. Rivera, Pharm.D.; Nancy L. Shapiro, Pharm.D., FCCP, BCACP; Dustin D. Spencer, Pharm.D., M.B.A., BCPS, BCCP; Elizabeth Van Dril, Pharm.D., BCPS, BCACP.

Approved by the American College of Clinical Pharmacy Board of Regents on July 23, 2020.

**BOX 1** Barriers to medication access

Utilization management practices  
 Specialty pharmacy requirements  
 Risk evaluation and mitigation strategies (REMS)  
 Patient out-of-pocket costs  
 Patient assistance program requirements  
 Over-the-counter drug status  
 Manufacturer shortages  
 Health disparities  
 Health care provider attitudes

underuse, which may be associated with excess morbidity and mortality; decreased functional status; decreased quality of life; and increased use of health care resources.<sup>3-5</sup> Nonadherence is estimated to cost the US health care system \$100 to \$289 billion annually.<sup>4</sup>

The American College of Clinical Pharmacy's 2020 Task Force on Medication Access was charged with producing a white paper on improving medication access in alignment with the organizational vision to drive positive changes in health care through advancing clinical pharmacist roles and responsibilities to optimize pharmacotherapy. To uphold this vision, medication access barriers must be addressed to ensure patients receive optimal pharmacotherapy for the prevention and treatment of disease. The main objective of this paper is to describe major barriers and highlight important considerations for clinical pharmacists to assist in preventing, navigating, and resolving medication access challenges at the policy and practice levels. Box 1 lists the barriers addressed in this paper.

## 2 | BARRIERS AND CHALLENGES WITH RECOMMENDATIONS

### 2.1 | Utilization management

Utilization management (UM) strategies and criteria, though intended to promote the safe and cost-effective use of medications, may create challenges to medication access. A drug formulary, or preferred drug list, outlines drug availability and coverage within a specific health care plan or organization. These lists are developed on the basis of medical evidence and the opinions of physicians, pharmacists, and other health care professionals with expertise in the diagnosis, treatment, and prevention of health conditions. The aim is to contain health care costs for both members and insurers while optimizing patients' therapeutic outcomes.

Drug formularies are primarily created and maintained by the pharmacy and therapeutics (P&T) committees of individual pharmacy benefit managers (PBMs). PBMs can aggregate multiple insurers' members to form large networks and negotiate discounts and rebates with pharmaceutical companies, with those savings intended to be passed on to the beneficiary. However, the lack of transparency in this process results in the potential that negotiated savings are retained by PBMs rather than passed on to beneficiaries. This has led

to initiatives for increased transparency and accountability in PBM practices for prescription drug pricing.<sup>6</sup>

In addition, there are initiatives to include transparent economic analyses in published clinical guidelines, thus raising awareness of drug costs and integrating relative value into decision-making. In general, drug costs for economic analyses are based on average wholesale price and National Average Drug Acquisition Cost, not the out-of-pocket cost the patient will pay at the pharmacy. The American College of Cardiology (ACC) and the American Heart Association (AHA) published a statement in 2014 that they would incorporate cost-effectiveness assessments into recommendations by assigning a "level of value."<sup>7</sup> The 2018 ACC/AHA guidelines on managing blood cholesterol define high-value interventions (less than \$50 000 per quality-adjusted life-year [QALY] gained) as those that improve clinical and humanistic outcomes at a reasonable cost.<sup>8</sup> Care that is at a high cost for a lesser clinical and humanistic benefit is considered low value (more than \$150 000 per QALY gained). As one example, proprotein convertase subtilisin/kexin type 9 (PCSK9) inhibitors were categorized as low value by the 2018 guidelines. Level of assessment values for PCSK9 inhibitors and analyses of the patient subgroups most likely to benefit may further increase access to these medications.<sup>9</sup> Inclusion of economic and value analyses in major clinical guidelines may help PBMs place high-value medications within preferred tiers and expand access to medications that provide optimal clinical outcomes for the lowest cost. Currently, health services are largely separated from drug costs; however, linking the two and incentivizing providers to prescribe high-value medications would improve the quality of prescribing.<sup>10</sup> Value-based insurance design improves adherence and lowers out-of-pocket spending for drugs without significantly changing overall health care spending for patients or payers.<sup>11</sup>

Ideally, formulary and benefits decisions should be based on the most up-to-date clinical evidence. However, the lag time required to review the evidence, develop criteria, and secure contracts with drug manufacturers may result in the publication of outdated formularies. In addition, clinical guideline updates are not synchronized, further expanding discrepancies between clinical guideline recommendations and medication formularies. For example, the Global Initiative for Chronic Obstructive Lung Disease guidelines are published yearly. However, if the guidelines are published after the formulary development process has begun, the most recent guidelines and associated literature will not be incorporated. The transition to "living guidelines" helps reduce the lag time because these guidelines are updated real time as new literature and practice recommendations become available. For example, the American Diabetes Association Standards of Medical Care in Diabetes are now updated as new evidence becomes available. This allows for the most current clinical practice recommendations to be available at all times during formulary development and revision.

PBMs often use a tier system for formulary development. Tiers dictate the coverage level for a specific drug on the basis of cost and evidence-based primary literature or clinical guidelines. A PBM P&T committee may develop additional criteria including step therapy (ST) requirements or a prior authorization (PA) process to further guide medication use.<sup>12</sup> Formularies may also employ quantity or

days' supply limits. Finally, some drugs may be excluded from a formulary and thereby not covered under any circumstances.

The consequences of UM are important to consider from both the patient's and the provider's perspective. Delays in coverage determination or PA can result in turnaround times of up to 5 business days.<sup>13</sup> Under Medicare Part D, the approval or denial determination must be made within 72 hours, or 24 hours for submissions that are marked urgent or expedited. Although this is a federal mandate that provides consistency from state to state, individual state payers may have different turnaround requirements for initial coverage determinations or after an appeal.<sup>14</sup>

Another consideration is the added time and resources devoted to navigating the UM criteria and, if necessary, completing the PA process. This process includes gathering and submitting documentation, following up on the payer's decision, and appealing requests that are denied.<sup>14</sup> When health systems do not have resources and processes in place to efficiently navigate the UM criteria for individual health plans, further delays may result. Engaging pharmacy technicians and other appropriately trained support staff improves the efficiency of the PA completion process and primary adherence to the prescribed therapy.<sup>14</sup>

Significant variations in UM criteria among payers can also create a barrier to medication access. UM criteria and strategies may change over time in accordance with drug costs and PBM contracts. Differences may affect patients transitioning between health plans if a chronic medication is excluded or subject to different criteria under the new plan.<sup>15</sup> Patients are also affected when new plans do not have access to historical claims data for the purpose of ensuring ST requirements are met. Some states have implemented legislation to restrict the requirement for ST if a medication was previously covered by another health plan.

In some cases, payers may limit the prescribing of high-cost medications to specialists.<sup>16</sup> Patients residing in a geographic area with limited or no access to specialists may experience treatment delays or the inability to access appropriate treatment. Payers may require submission of extensive documentation that PA criteria have been met (eg, disease severity scores, failure of alternative treatment for a required duration, intolerance of generic or biosimilar medications, and genetic or biomarker test results). If required information is missing or the provider is unaware of the need to submit documentation, requests are denied, and subsequent delays in care may result. PA and ST requirements as UM tools can negatively affect medication adherence.<sup>17</sup> Many patients do not pursue coverage when an initial denial occurs, even when the use is considered clinically appropriate.

Another barrier is health care provider access to patient-specific formulary information. Formulary information can help providers select the most appropriate agent within a medication class, depending on patient-specific factors. Navigating online formularies is time-consuming and requires that providers have accurate drug plan information and working knowledge of UM tools in order to identify the most up-to-date information. Real-time benefit tools (RTBTs) aim to provide prescribers with medication pricing and preferred alternatives at the point of prescribing. These tools facilitate shared decision-

making with patients regarding the out-of-pocket costs and affordability of the treatment regimen and may prevent delays in medication access. Currently, few electronic health record (EHR) systems have comprehensive patient-specific benefits information incorporated into their prescribing software. The Centers for Medicare & Medicaid Services recently finalized a rule requiring Medicare Part D plan sponsors to implement at least one RTBT that integrates with one or more prescribers' EHR systems by 1 January 2021.<sup>18</sup> However, although this rule is intended to improve medication access at the point of prescribing, there is concern over standardization and interoperability across various insurance plans and EHR vendors.<sup>19</sup> In addition, the costs associated with implementing high-quality RTBTs may limit their usefulness. For RTBTs to be useful, they must be cost-efficient, accurate, and timely and avoid negative impacts on workflow.<sup>10,19,20</sup>

The barriers to medication access created by UM practices and procedures can result in delays or gaps in therapy, potentially leading to increased use of other, more costly health care interventions.<sup>21</sup> Table 1 lists recommendations for addressing UM barriers.

## 2.2 | Specialty pharmacy and risk evaluation and mitigation strategies

Specialty medications are high-cost prescription medications used to treat complex chronic conditions, such as cancer or immune disorders. Specialty medications contributed to 50% of all prescription costs in

**TABLE 1** UM recommendations

Policy recommendations:
<ul style="list-style-type: none"> <li>• Support legislation to facilitate continuation of therapy and insurance coverage for patients transitioning between payers</li> <li>• Recommend timely revision of UM criteria as new evidence becomes available</li> <li>• Recommend inclusion of clinical pharmacists on payer clinical review boards to assist with development of UM criteria</li> </ul>
Practice recommendations:
<ul style="list-style-type: none"> <li>• Recommend transparent economic analyses in clinical guidelines for selected medications</li> <li>• Recommend integration of drug costs into value-based reimbursement models to engage providers in cost-effective prescribing</li> <li>• Support implementation and use of "living guidelines," which are updated as new literature becomes available</li> <li>• Recommend the use of electronic PA processes to speed turnaround time and improve communication</li> <li>• Designate resources and establish processes to efficiently navigate the UM criteria for individual health plans by appropriately trained support staff</li> <li>• Improve provider access to medication formularies, UM criteria, and prescription drug costs with the assistance of accurate and efficient RTBTs</li> </ul>

Abbreviations: PA, prior authorization; RTBT, real-time benefit tool; UM, utilization management.

2018, despite accounting for only 2.2% of the total medications dispensed.<sup>22</sup> Self-administered specialty medications processed through pharmacy benefits are provided through mail-order specialty pharmacies, though some will ship to a local affiliated pharmacy for pickup. The specialty distribution model was intended to maintain a higher level of control of the drug supply, provide expanded services to patients, and reduce costs associated with the supply chain; however, these intricacies have introduced a variety of access barriers.<sup>23</sup>

In general, “specialty tiers” have the highest copay or coinsurance, and patients may reach their out-of-pocket maximum from a single prescription fill in some cases. Payers have preferred specialty pharmacy networks, which may be difficult for prescribers and patients to determine. A patient may be responsible for an even higher copay if the medication is obtained from a nonpreferred pharmacy. Increased cost sharing has been associated with specialty medication nonadherence.<sup>24</sup> In one study, pharmacists integrated into specialty clinics at an academic medical center improved patient medication adherence, as well as time to PA approval and specialty medication initiation, through coordination of financial support.<sup>25</sup> Specialty hubs, or intermediaries focused on access and adherence to a specific drug or management of a disease, may aid in case management and provide support services to patients.<sup>23</sup>

Medications administered by a health care provider in the outpatient setting vary in cost to payers depending on the contracted percentage of charge rates, which can be significant in the setting of high-dollar specialty medications. Payers often limit their coverage to sites with favorable contract rates, such as home infusion or physician offices, and disallow coverage at hospital infusion centers. This coverage limitation can affect access to care because it dictates where a patient must travel to receive the medication. Not all patients qualify to receive medications in alternative settings and must undergo review for exception if they are to receive care at a nonpreferred site. This can disrupt access if the patient is required to switch to an alternative site that is unfamiliar.

Specialty and even some non-specialty medications are subject to additional access barriers in the form of risk evaluation and mitigation strategies (REMS). These strategies include a system of elements to ensure safe use, which may include actions for prescribers, patients, pharmacies, health care settings, infusion centers, and wholesalers to prevent, monitor, and manage the risks associated with medication use.<sup>26</sup> One or more of the entities may be required to complete registration, certification, and training before the medication is prescribed, dispensed, or administered to a patient. Prescribers may need to submit documentation of patient information before enrolling in a program (eg, laboratory results, immunization history), and patients may need to comply with education and agree to monitor for signs and symptoms of a known safety concern before enrollment is complete. Pharmacies, health care settings, and infusion centers may need to undergo site certification to assess whether prescribers and patients have completed registration requirements. Wholesalers may only be allowed to distribute to participating pharmacies or health care settings; also, they may be required to maintain adequate records for distribution and audits. The steps of individual REMS programs may vary, be cumbersome to complete, and result in delays in medication access if information is missing from one or more

of the participating individuals. In addition, it may be difficult to remain knowledgeable about all medications with a REMS program. In some cases, those required to adhere to a REMS program may avoid the medication, thus affecting its access. Table 2 lists recommendations for addressing specialty pharmacy and REMS barriers.

## 2.3 | Affordability and patient out-of-pocket costs

Prescription cost-sharing mechanisms, such as deductibles, tiered copay benefit structures, coinsurance, coverage gaps, and benefit limits, are intended to promote the appropriate and cost-effective use of medications. Although these cost-sharing methods are designed to reduce the use of unnecessary or expensive medications by incentivizing the use of lower-cost drugs, high copayments and cumulative prescription costs continue to limit their affordability, leading to patient nonadherence. A 2017 *Consumer Reports* survey found that 14% of patients who experience increases in out-of-pocket costs stop filling their prescription medications.<sup>27</sup> Another survey found that almost 8% of adults do not take their medications as prescribed because of cost.<sup>28</sup> This varied by type of insurance coverage, with uninsured patients reporting the highest rates of cost-related nonadherence (14%); nevertheless, patients with Medicaid prescription coverage (10.4%) and private insurance coverage (6.1%) also reported nonadherence because of out-of-pocket costs.

In recent years, the United States enacted legislation to combat rising health care costs and increase the proportion of Americans with health insurance. Two significant bills, Medicare Part D and the ACA, have decreased the number of patients without prescription drug coverage; however, these reforms have resulted in a higher percentage of patients reporting financial challenges because of increased out-of-pocket prescription costs (35% in 2015 vs 31% in 2001).<sup>29</sup> Even higher out-of-pocket costs are incurred during the annual Medicare coverage gap (ie, donut hole) once the initial limit is met and before catastrophic coverage begins. Beneficiaries relying solely on Part D coverage are more likely to discontinue medications during the

**TABLE 2** Specialty pharmacy and REMS recommendations

### Policy recommendations:

- Support revision of site-of-care program policies to allow the use of hospital outpatient settings if patients cannot receive treatment at home or travel to alternative sites
- Recommend outcomes-based studies to establish the effectiveness of REMS programs and justify the need for continued use
- Recommend the inclusion of all stakeholders in REMS program development to facilitate operationalization and avoid unintentional barriers

### Practice recommendations:

- Recommend intermediaries (eg, clinical pharmacists, hub case managers) to help patients navigate the complexity of specialty medication access and distribution

Abbreviation: REMS, risk evaluation and mitigation strategies.

coverage gap than are patients with supplemental “Medigap” coverage.<sup>30,31</sup> Annual limits on Medicare Advantage prescription drug plans negatively affect patient adherence and result in poorer control of chronic diseases, including hypertension, hyperlipidemia, and diabetes, compared with supplemental coverage.<sup>32</sup>

Although the financial impact of prescription drug costs is far-reaching, low-income patients are more likely to report cost-related medication nonadherence than are patients with higher incomes.<sup>28</sup> Even modest copayments of \$1 to \$5 in the low-income population have led to reductions in the use of necessary medications. Moreover, reduced access to prescriptions in the low-income population has led to more frequent emergency department visits and worse health outcomes.<sup>33,34</sup>

Various factors contribute to the high cost of drugs in the United States; however, the primary driver is branded products with patent protection. Branded drugs represent 10% of prescriptions but account for 70% of all drug spending in the United States.<sup>10</sup> Competition from generic products consistently and substantially reduces the costs of drugs. However, manufacturers often delay the entry of generic products onto the market using “product life-cycle management” strategies to extend market exclusivity. For example, drug properties like salt moieties or methods of administration can be patented and then marketed as a new branded product. In addition, unlike in most other countries, US drug manufacturers have the unique ability to set their own prices for prescription drugs. Other contributors to high drug prices include a lack of transparency with how rebates and discounts are applied when offered to PBMs, off-patent sole-source medications, drug shortages, regulatory barriers, marketing costs (ie, direct-to-consumer advertising, meals for prescribers), lack of cost-effectiveness data to support the clinical value of a new drug product, and health plan benefit structures.<sup>10</sup>

Drug prices are the target of many legislative initiatives at both the state and federal levels. These have largely focused on some form of legalizing drug reimportation from foreign countries, improving price transparency, allowing or mandating drug price negotiation with manufacturers, or incentivizing generic competition. Other strategies are focused on enhancing prescription drug coverage. States that expanded Medicaid under the ACA had a 19% increase in prescription use compared with states that did not expand. Increases were largest for diabetes medications, contraceptives, and cardiovascular drugs.<sup>35</sup> The most recent significant piece of legislation, the Patient Right to Know Drug Prices Act, reverses the “gag clause” prohibiting pharmacists from informing patients when cash prescription prices are less expensive than insurance copays. Table 3 lists recommendations for

addressing access barriers related to medication affordability and out-of-pocket costs.

## 2.4 | Patient assistance programs

Patient assistance programs (PAPs) are designed to provide patients having specific financial needs with access to brand-name drugs at reduced or no cost. This can increase medication access for eligible patients. Many pharmaceutical company programs offer free supplies of medications for a defined period, often 1 year, which may be renewable.<sup>36</sup> Pharmaceutical companies determine the income limits for program eligibility, often according to the Federal Poverty Guidelines or some percentage of this. Eligibility is program-specific and may vary greatly between individual company sponsors. Some programs use tiered eligibility, on the basis of income thresholds, to determine the level of assistance available. Many uninsured patients use these programs, with the annual cost to the industry estimated at \$4 billion, though this figure is carefully guarded.<sup>37</sup>

There are several types of PAPs, each with a different structure. Typically, PAPs provide assistance in one of four ways: (a) reimbursement for the cost of the medication or a percentage of the cost upon submission of a paid receipt; (b) discount coupons redeemed at the pharmacy or medical supply company; (c) direct discounts offered by programs affiliated with a pharmacy and applied at purchase; or (d) free products shipped directly to the program participant. There are several websites and smartphone applications to help patients and providers locate available PAPs and other potential benefit programs. Table 4 lists selected examples.

However, controversy remains about the overall benefits of PAPs because of eligibility limitations and other barriers. Eligibility requirements for PAPs often lack transparency and may require a tedious application process to continue receiving assistance.<sup>36,38</sup> Many of the programs require proof of US citizenship and are not an option for undocumented patients.<sup>39</sup> In addition, the time and effort invested in obtaining approval for eligible patients may result in a financial burden to the pharmacy or health care system.<sup>40</sup> Despite these limitations and barriers, several centralized PAPs that use pharmacy technicians or other support staff have demonstrated significant financial benefit for both health care institutions and their patients and can help reduce the clinical workflow burden.<sup>40,41</sup> Table 5 lists recommendations for addressing PAP barriers.

## 2.5 | Over-the-counter vs prescription drugs

The “switching” of medications from prescription to over-the-counter (OTC) status, according to scientific review, has provided patients with convenient and cost-effective access to a wide range of drug products. Although OTC products tend to cost less than prescription products, this is not necessarily true for patent-protected products until market exclusivity expires. The most common PBM policy response to OTC switches is either to discontinue

**TABLE 3** Affordability and out-of-pocket cost recommendations

Policy recommendations:
<ul style="list-style-type: none"> <li>• Support legislative initiatives aimed at controlling drug prices through transparency, increased competition, and price negotiation</li> </ul>
<ul style="list-style-type: none"> <li>• Support enhanced Medicare Part D coverage that minimizes the impact of coverage gaps and annual limits for beneficiaries</li> </ul>
<ul style="list-style-type: none"> <li>• Support Medicaid expansion in states not currently participating</li> </ul>

**TABLE 4** Selected PAP websites and tools

Program	Description
Medication Assistance Tool <a href="https://medicineassistancetool.org/">https://medicineassistancetool.org/</a>	Free online database that helps low-income, uninsured patients get free or low-cost, brand-name medications through PAPs and drug discount cards
NeedyMeds <a href="https://www.needymeds.org/">https://www.needymeds.org/</a>	Free online database that helps low-income, uninsured patients get free or low-cost, brand-name medications through PAPs, state assistance, drug discount programs, and free or low-cost medical care. Site also has information on thousands of programs to help consumers through the application process
Rx Assist Patient Assistance Program Center <a href="https://www.rxassist.org/">https://www.rxassist.org/</a>	Free online database that helps low-income, uninsured patients get free or low-cost, brand-name medications through PAPs and drug discount cards
National Council on Aging <a href="https://www.ncoa.org/centerforbenefits/">https://www.ncoa.org/centerforbenefits/</a>	Website offering information about health care, medication, and general assistance programs for low-income older adults and people with disabilities (Medicare Part D Extra Help/Low-Income Subsidy, Medicare Savings Programs, Medicaid, SNAP, Low-Income Home Energy Assistance Program, SSI, State Pharmaceutical Assistance Programs, local transportation assistance, tax relief, etc.)
Rx Outreach: The Nonprofit Pharmacy <a href="https://rxoutreach.org/">https://rxoutreach.org/</a>	Mail-order pharmacy for patients with little or no health insurance coverage at ≤400% FPL. Patients must provide documentation of eligibility. Patients pay listed prices for medications, with some provided at no cost
GoodRx <a href="https://www.goodrx.com/">https://www.goodrx.com/</a>	Website and phone app for locating the lowest prices and coupon/discounts for medications at nearby pharmacies. There have been recent concerns regarding GoodRx and data privacy <sup>a,b</sup>
ScriptSave WellRx <a href="https://www.wellrx.com/">https://www.wellrx.com/</a>	Website and phone app for locating the lowest prices and coupon/discounts for medications at nearby pharmacies

Abbreviations: FPL, federal poverty level; PAP, patient assistance program.

<sup>a</sup>Consumer Reports. GoodRx saves money on meds - it also shares data with Google, Facebook, and others. Available from [www.consumerreports.org/health-privacy/goodrx-shares-users-health-data-with-google-facebook-others/](http://www.consumerreports.org/health-privacy/goodrx-shares-users-health-data-with-google-facebook-others/). Accessed November 15, 2020.

<sup>b</sup>GoodRx. GoodRx and data privacy. Available from [www.goodrx.com/blog/goodrx-data-privacy/](http://www.goodrx.com/blog/goodrx-data-privacy/). Accessed November 15, 2020.

drug coverage or encourage purchase of the OTC product by raising copayments for the equivalent prescription product (second- or third-tier coverage).<sup>42</sup> This often shifts the burden of drug cost to the patient. Typically, Medicare Part D and private employer-based prescription coverage do not cover the cost of OTC medications. With few exceptions (eg, prenatal vitamins, tobacco cessation products), state Medicaid plans are not required to cover OTC products, and coverage can vary widely. OTC medications are generally eligible for reimbursement within health care plan flexible spending accounts but not employer-sponsored health care savings accounts.

The economic impact of prescription-to-OTC switches has not been widely studied. A 2013 review analyzed the results of 12 studies that used varied analytic models and included several drug categories.<sup>43</sup> Seventy-five percent of the models predicted cost savings for both payers and patients. Cost savings were primarily derived from lower drug prices and fewer physician visits. For second-generation antihistamines, savings included the avoidance of adverse events because of the improved safety profile over the first-generation antihistamines that were previously available OTC.<sup>44</sup> Most studies did not address the potential costs associated with drug misuse, adverse drug events, or suboptimal therapy.

Although the FDA has approved many prescription-to-OTC switches, only three first-in-class switches have occurred in the past decade.<sup>45</sup> In contrast, many regulatory agencies outside the United States have taken a more aggressive approach to OTC switches, including the creation of a behind-the-counter (BTC) category of medications available from an authorized health professional without a

prescription.<sup>46</sup> The US Government Accountability Office has twice studied the benefits and costs of a BTC category of medications. The first report, published in 1995, concluded that evidence was lacking to support that an expanded medication class improved public health and that pharmacists had the ability and desire to manage this service.<sup>47</sup> The most recent report, published in 2009, compared the OTC availability of medications in the United States with their availability in the United Kingdom, Australia, the Netherlands, and Italy.<sup>46</sup> Although the report acknowledged that the United States requires a prescription for more of the 86 studied drugs than the other countries, it also noted that the number of medications available strictly OTC was higher in the United States. The report cited concerns that a BTC medication class would limit the general approval of OTC medications, that pharmacies might lack the infrastructure to provide the necessary services, and that out-of-pocket costs to the patient might increase unless BTC drugs were covered by insurance. A 2011 survey showed that pharmacy and consumer organizations generally support BTC medication access, whereas physician organizations and the pharmaceutical industry are generally opposed.<sup>48</sup>

In 2018, the FDA published draft guidance for the pharmaceutical industry titled “Innovative Approaches for Nonprescription Drug Products” to facilitate approval of a wider range of OTC products, including products for the treatment of chronic conditions.<sup>49</sup> The FDA proposed additional labeling, interactive media, and drug selection tools to address the limitations of drug fact labeling. The document also recommended self-selection studies to evaluate patient ability to apply drug fact labeling information. Of interest, this document did not acknowledge or explore the pharmacist's role and responsibility in

**TABLE 5** PAP recommendations

## Practice recommendations:

- Recommend that pharmacies and health care organizations implement centralized workflow processes for PAP and incorporate technical personnel
- Provide educational resources to the public on sources of medication assistance

assisting patients in the appropriate selection of OTC products. Several pharmacy organizations, including the American Society of Health-System Pharmacists (ASHP) and the American Pharmacists Association, provided responses advocating for the pharmacist's role.<sup>50,51</sup>

The privatized structure of the US health care system and the wide variety of stakeholders are likely major contributors to the lack of progress regarding improving access to OTC drugs in the United States. Another factor is the failure of US regulatory agencies to recognize pharmacists as highly trained and skilled health care providers. Finally, there is a lack of scientific data supporting economic and patient outcome benefits of a third BTC class of drugs. Although expanding the availability of OTC drugs can improve patient access to medications, drug cost and lack of insurance coverage may offset this for some patients. Table 6 lists recommendations for addressing barriers related to OTC medications.

## 2.6 | Manufacturer shortages

Drug product shortages are a significant barrier to medication access and pose a major drug safety concern. According to ASHP and the University of Utah Drug Information Service, there were 306 active drug shortages and 146 new drug shortages in 2018.<sup>52</sup> Shortages may be the result of manufacturing quality problems, shortages of raw materials, regulatory issues, natural disasters or pandemics, supply chain disturbances, inventory practices, or lack of economic incentives.<sup>53</sup> Manufacturers are required to report interruptions in drug production to the FDA; however, they are not obligated to report the cause of the supply disruption or the expected time interval for resolving the problem. Drug classes commonly implicated include central nervous system and cardiovascular medications, antimicrobials, electrolytes and fluids, and chemotherapy agents.<sup>53</sup> Generic injectable products are particularly susceptible because of production complexity and tight profit margins, resulting in a limited number of suppliers.<sup>46</sup> Accordingly, it is often difficult to quickly resolve supply disruptions.

Managing drug shortages is complex. The challenge is to provide timely, safe, therapeutically equivalent, and cost-effective drug therapy. Substitution of alternative agents is common; however, these agents may be less effective or have a higher risk of adverse drug events and medication errors. Changes in how a product is ordered, prepared, or dispensed may also contribute to errors. Pharmacies may be forced to acquire drug products off-contract from unauthorized

secondary distributors (ie, gray market) or from compounding pharmacies, often at significantly inflated prices.<sup>54</sup> Drug products from these nontraditional sources may present risks to patients because of their questionable quality and/or unknown origin. Secondary shortages of alternative agents may be the result of unexpected demand or stockpiling. In some instances, no other suitable alternative exists. A study of oncology drugs found that shortages could lead to disruptions in treatment schedules, dose reductions to conserve remaining supply, use of less effective regimens, or missed treatments.<sup>55</sup>

Shortages of medications used to treat chronic diseases may require patients to accept an alternative treatment, obtain the medication through another source, ration the remaining supply, or go without treatment. Studies have also linked drug shortages to increased out-of-pocket costs.<sup>56</sup> These costs are attributed to switching to a more expensive brand or drug alternative and traveling farther or between multiple pharmacies to acquire the drug product.

Evidence linking drug shortages to negative patient outcomes is limited to retrospective data from patient records or self-reported anecdotes from clinician surveys. Therefore, results from these studies must be interpreted with caution because the risks of incomplete documentation and recall bias are high. Negative outcomes that have been reported as a result of drug shortages include adverse drug reactions, medication errors, drug-resistant bacterial mutations, mechanical ventilation, increased seizure frequency, new or prolonged hospitalizations, and death.<sup>56</sup>

ASHP has published guidelines on managing drug product shortages that focus on identifying an interdisciplinary team of key stakeholders to plan for and respond to drug shortages.<sup>53</sup> The drug shortage team is assigned responsibility for monitoring and gathering data; approving and procuring alternatives; modifying storage, preparation, and dispensing procedures as needed; making conservation and rationing decisions; implementing technology changes; and communicating changes to all staff. The guidelines recommend that an operational and therapeutic assessment be performed to evaluate potential impact once a drug shortage is identified. The assessment is based on shortage details, patient population affected, remaining supply availability, historical use, determination of appropriate alternatives, and estimates of alternative supplies. For severe shortages, ASHP recommends including a threat analysis for a potential delay or cancellation of surgical procedures and other treatments, including a risk mitigation strategy for patients who are unable to be treated. This may include delaying treatments for some patients or transferring patients to facilities with remaining resources.

ASHP, together with other health care organizations, has proposed various regulatory, legislative, and marketplace actions to address ongoing shortages of critical medications in the United States.<sup>57</sup> ASHP also suggests developing a list of drugs critical for emergency response and prioritizing these drugs for contingency or redundant production plans and transparency of raw material sources. Other high-priority actions include incentivizing increased production of vulnerable drugs by streamlining regulations, harmonizing global regulatory requirements, and enacting legislation that requires manufacturers to proactively notify the FDA of any changes in production

**TABLE 6** OTC vs prescription drug recommendations

## Policy recommendations:

- Recommend updated analysis of economic and patient outcomes related to OTC switches by a task force composed of relevant stakeholders, including pharmacists
- Provide funding for pilot projects to study economic and patient outcomes related to creation of a behind-the-counter drug category
- Support expanded coverage options for OTC medications

Abbreviation: OTC, over the counter.

that may lead to a shortage. Many of these provisions were recently enacted with the Coronavirus Aid, Relief, and Economic Security Act.<sup>58</sup> Table 7 lists recommendations to address manufacturer shortages.

## 2.7 | Health disparities and social determinants of health

Medication access is affected by a wide variety of environmental factors and social determinants of health. Major barriers include health literacy, citizen status, cultural influences and personal beliefs, and access to pharmacies.

Health literacy is defined as the degree to which an individual can obtain, communicate, process, and understand basic health information and services in order to make appropriate health decisions.<sup>59</sup> Health literacy has been identified as an integral component of the social determinants of health.<sup>60</sup> Health literacy is multifaceted and often influenced by cultural barriers, ethnicity and race, education, and overall health status.<sup>61,62</sup> Low health literacy and language barriers may contribute to medication nonadherence and inability to access medications if patients do not understand the need for medications and preventive care or cannot successfully navigate the health care system.<sup>63,64</sup> A 2006 study of health literacy found that only 12% of adults were “proficient,” whereas 36% were described as either “basic” or “below basic.”<sup>65</sup> Lower average health literacy was associated with advanced age (65 and older) and adults who spoke languages other than English before starting school.<sup>65</sup> However, even individuals with normal to high overall literacy may be unable to comprehend and interpret written health-related information or instructions.<sup>62</sup> Health care providers must take an active role in identifying low health literacy and improving patient communication. Several standardized tools exist (eg, REALM-R, Newest Vital Sign) that can be administered in a clinical setting in under 3 minutes.<sup>66</sup> Interventions to address low health literacy include provision of easy-to-understand written materials (fifth-grade reading level and below), use of pictographs, and use of the “teach-back” method.<sup>66,67</sup>

Undocumented patients face unique barriers to medication access such as limited access to public assistance, lack of employer-sponsored insurance plans, and fear of deportation. With lack of insurance and distrust of the US health care system, undocumented immigrants tend to receive fewer preventive care interventions and

screenings and reduced access to treatment measures.<sup>39,68,69</sup> When undocumented immigrants do receive care, it typically comes from emergency Medicaid, which offers minimal coverage for medications, or safety net clinics and charitable services with potentially limited pharmacy formularies.<sup>70,71</sup> Immigrants are more likely to obtain medications outside the United States, share medications with family and community members, use complementary and alternative medicine, and participate in alternative healing practices. Some immigrant communities have resorted to creating alternative pharmacies in flea markets and selling “leftover” prescription medications and medications obtained from bordering countries.<sup>72</sup>

Access to medication requires access to a pharmacy. It is estimated that up to 100 million Americans may be living in *pharmacy deserts*.<sup>73</sup> This term is used to describe areas with relatively poor pharmacy access, which leads to a limited ability to acquire prescription medications. Medically underserved areas and minority populations are often the most affected, with fewer pharmacies offering around-the-clock access, lower rates of home delivery in areas with higher percentages of patients with disabilities, and fewer pharmacies located in non-English-speaking communities.<sup>74</sup>

Urban pharmacy deserts disproportionately affect minority communities. One study identified that more than 1 million people in Chicago, Illinois, reside in pharmacy deserts and that this number is increasing because of a growing number of pharmacy closures.<sup>73,75</sup> Another study conducted in Baton Rouge, Louisiana, found more pharmacies located in densely populated minority areas; however, these areas still had lower overall access because of the large population served.<sup>76</sup>

Because access to rural medical care is hindered by physician shortages, hospital closures, and transportation challenges, pharmacies are ideally positioned to provide a regular point of contact between patients and the health care system.<sup>77</sup> Unfortunately, rural communities have been disproportionately affected by the increase in independent pharmacy closures (16.1%, 2003-2018).<sup>78</sup> This can partly be attributed to the initiation of Medicare Part D in 2006, which has lower reimbursement rates.<sup>79</sup> When analyzing pharmacy deserts in Pennsylvania, every county in the state had a pharmacy desert, with most deserts found in rural communities.<sup>80</sup> Pharmacy deserts in rural areas further exacerbate the challenges already faced by these communities related to access to care and require attention.

Table 8 lists recommendations to address health disparities and social determinants.

## 2.8 | Pharmacists' knowledge, attitudes, and confidence

Barriers to medication access may be the result of conflict between a pharmacist's personal beliefs and values and the intended purpose of a medication. The dispensing of oral contraception may conflict with religious or personal views on sexuality and fetal rights. In one study, pharmacists were apprehensive about dispensing medical abortifacients and emergency contraception, and some believed they should have the right to refuse to dispense medications when used for



**TABLE 7** Manufacturer shortage recommendations

Policy recommendations:
<ul style="list-style-type: none"> <li>• Support enhanced FDA communication with health care organizations and pharmacies during supply disruptions</li> <li>• Support enhanced FDA authority to incentivize production of vulnerable medications, and implement controlled importation to meet demand when shortages exist</li> </ul>
Practice recommendations:
<ul style="list-style-type: none"> <li>• Support practice standards establishing drug shortage teams within health care organizations</li> <li>• Recommend development of collaborative management strategies among health care organizations to ensure equitable allocation of limited resources during critical shortages</li> </ul>

indications that opposed their moral beliefs.<sup>81</sup> Although a 2019 review seemed to show improving access to emergency contraception, it was still unavailable in around 31% of encounters. In addition, pharmacy staff provided inaccurate information regarding federal regulations, drug mechanism, and drug administration, which contributed to reduced access. Personal objections from pharmacy staff accounted for around 9% of encounters, and store policy counted for an additional 10%. Inadequate stocking of emergency contraceptives also accounted for a significant lack of access (21%).<sup>82</sup> However, even states with widely stocked emergency contraception show barriers to access. Despite high rates of availability, a Colorado study showed limitations to rates of access to emergency contraception because of BTC status and proof-of-age requirements.<sup>83</sup> Other commonly refused medication classes include erectile dysfunction drugs, infertility drugs, and treatments for medically assisted suicide.<sup>81</sup> There is also reluctance to treat patients with opioid and other substance use disorders because of stigmatization by prescribers and pharmacists. Attitudes toward substance use disorders are also reflected in pharmacists' willingness to provide nonprescription access to syringes.<sup>84</sup> The perceived conflict between preventing infections and facilitating illegal drug use creates mixed feelings among pharmacists; however, support for nonprescription sales generally increases when laws support the practice.<sup>85</sup>

Another barrier is associated with the increasing responsibility and liability of expanded pharmacy practice. Some pharmacists may lack the knowledge or confidence to perform certain tasks or engage in difficult discussions. Data analyses show that pharmacists may feel uncomfortable initiating a discussion about human papillomavirus vaccination with parents of minors or feel they lack adequate educational materials to share.<sup>86</sup> A study assessing pharmacists' perceptions of readiness to prescribe hormonal contraception found that many pharmacists felt they needed more training on switching between hormonal contraceptive products and selecting a regimen on the basis of the patient's personal circumstances.<sup>87</sup>

Despite recent measures to enhance access to naloxone as a harm reduction strategy (eg, pharmacist prescribing protocols, standing orders, nonprescription access), the dispensing of naloxone has not been widely optimized.<sup>88</sup> Small, emerging studies exploring

**TABLE 8** Health disparities and social determinant recommendations

Policy recommendations:
<ul style="list-style-type: none"> <li>• Develop a position or policy statement by pharmacy organizations outlining the commitment to serve undocumented patients</li> <li>• Advocate for the expansion of clinics and pharmacies that provide access to affordable health care services and medication regardless of a patient's documented status</li> </ul>
Practice recommendations:
<ul style="list-style-type: none"> <li>• Incorporate formal assessments of health literacy into pharmacy practice sites</li> <li>• Use methods to overcome low health literacy, including written patient literature that does not exceed a fifth-grade reading level and that includes pictographs</li> <li>• Provide pharmacist continuing education in cultural competency and health literacy</li> <li>• Involve pharmacists in expansion of the patient safety net by enhancing access to needed services such as vaccinations, health screenings, and management of chronic diseases</li> <li>• Increase the availability of medication delivery services, including use of mail-order pharmacies, to increase medication access for older patients and patients with disabilities</li> </ul>

**TABLE 9** Pharmacists' knowledge, attitudes, and confidence recommendations

Policy recommendations:
<ul style="list-style-type: none"> <li>• Advocate for regulations that protect patient access to care and respect pharmacists' personal and professional rights</li> <li>• Advocate for reduced barriers for prescribing and dispensing of naloxone by pharmacists</li> </ul>
Practice recommendations:
<ul style="list-style-type: none"> <li>• Develop plans to ensure patients are offered alternatives when personal values conflict with medication dispensing</li> <li>• Provide continuing education and tools to enhance pharmacists' level of cultural competence</li> <li>• Provide education and training on appropriate use of opioids and best practices for facilitating access for appropriate patients with pain and mitigating the risk of opioid misuse or abuse</li> <li>• Enhance student pharmacist opportunities to practice communicating in uncomfortable situations and with diverse patient populations (broad definition of diverse)</li> <li>• Enhance organizational training for pharmacists in accordance with scope of practice changes</li> </ul>

pharmacists' attitudes toward dispensing are mixed.<sup>89-91</sup> One study found that naloxone is inconsistently offered to patients receiving higher opioid doses.<sup>92</sup> Other factors that prevent pharmacists from becoming engaged in naloxone dispensing include drug cost, patient refusal, insurance barriers, difficulty determining which patients are at risk of opioid overdose, and keeping naloxone stocked.<sup>90-95</sup>

The increased liability associated with opioid dispensing also creates a barrier. Pharmacists have a responsibility corresponding to that of prescribers to ensure prescriptions have a legitimate medical need.

Pharmacists must clear “red flags” that raise suspicion before they dispense medication in an effort to prevent opioid misuse and/or abuse.<sup>96,97</sup> Pharmacists and pharmacies have been the target of litigation in opioid-related deaths.<sup>98,99</sup> The fear of liability related to opioids has resulted in some pharmacies limiting their opioid inventory or refusing to accept new opioid prescriptions.<sup>100,101</sup> Restrictive policies may also be the result of legal settlements.<sup>102-104</sup> Limited access to opioids can negatively affect patients who require opioids for legitimate purposes and patients who are being treated for substance use disorders. Table 9 lists recommendations for addressing barriers related to pharmacist knowledge, attitudes, and confidence.

### 3 | SUMMARY

Medication access is a critical factor in optimizing patient health care outcomes. Potential barriers to medication access are widespread and complex. Pharmacists are in a unique position to improve medication access through enhancing clinical practice and advocating for policy changes.

#### ACKNOWLEDGMENTS

The authors would like to acknowledge Suzanne A. Nesbit, Pharm.D., FCCP, and Miranda Andrus, Pharm.D., FCCP, for their reviews and guidance in the development of this manuscript.

#### CONFLICT OF INTEREST

The authors declare no conflicts of interest.

#### ETHICS STATEMENT

Approved by the American College of Clinical Pharmacy Board of Regents on July 23, 2020.

#### ORCID

Linda M. Sobeski  <https://orcid.org/0000-0003-2770-9207>

Christine A. Schumacher  <https://orcid.org/0000-0002-6501-1590>

Nancy A. Alvarez  <https://orcid.org/0000-0002-8952-9765>

Bridget Bradley  <https://orcid.org/0000-0003-2571-8142>

Susie J. Crowe  <https://orcid.org/0000-0003-1421-4766>

Jessica R. Merlo  <https://orcid.org/0000-0002-4623-5273>

Nancy L. Shapiro  <https://orcid.org/0000-0002-0792-0235>

Elizabeth Van Dril  <https://orcid.org/0000-0002-6138-1113>

#### REFERENCES

- Agency for Healthcare Research and Quality. The national quality strategy: Fact sheet. Available from: <https://www.ahrq.gov/workingforquality/about/nqs-fact-sheets/fact-sheet.html>. Accessed November 13, 2020.
- Pharmacy Quality Alliance and National Pharmaceutical Council. Access to care: Development of a medication access framework for quality measurement. March 2019. Available from: [www.pqaalliance.org/assets/Research/PQA-Access-to-Care-Report.pdf](http://www.pqaalliance.org/assets/Research/PQA-Access-to-Care-Report.pdf)
- Heisler M, Choi H, Rosen AB, et al. Hospitalizations and deaths among adults with cardiovascular disease who underuse medications because of cost: A longitudinal analysis. *Med Care*. 2010;48:87-94.
- Viswanathan M, Golin CE, Jones CD, et al. Interventions to improve adherence to self-administered medications for chronic diseases in the United States. *Ann Intern Med*. 2012;157:785-795.
- Rosenbaum L, Shrank WH. Taking our medicine-improving adherence in the accountability era. *N Engl J Med*. 2013;369:694-695.
- Sarpawari A, Avorn J, Kesselheim AS. State initiatives to control medication costs – Can transparency legislation help? *N Engl J Med*. 2016;374:2301-2304.
- Anderson JL, Heidenreich PA, Barnett PG, et al. ACC/AHA statement on cost/value methodology in clinical practice guidelines and performance measures. *Circulation*. 2014;129:2329-2345.
- Grundy SM, Stone NJ, Bailey AL, et al. AHA/ACC/AACVPR/AAPA/ABC/ACPM/ADA/AGS/APHA/ASPC/NLA/PCNA guideline on the management of blood cholesterol: A report of the American College of Cardiology/American Heart Association Task Force on Clinical Practice Guidelines. *J Am Coll Cardiol*. 2019;73:3168-3209.
- Robinson JG, Bengularu Jayanna M, Brown AS, et al. Enhancing the value PCSK9 monoclonal antibodies by identifying patients most likely to benefit. A consensus statement from the National Lipid Association. *J Clin Lipidol*. 2019;13:525-537.
- Kesselheim AS, Avorn J, Sarpawari A. The high cost of prescription drugs in the United States: origins and prospects for reform. *J Am Med Assoc*. 2016;316:858-871.
- Lee JL, Maciejewski M, Raju S, Shrank WH, Choudhry NK. Value-based insurance design: Quality improvement but no cost savings. *Health Aff*. 2013;32:1251-1257.
- 2018-2019 Academy of Managed Care Pharmacy Professional Practice Committee. Prior authorization and utilization management concepts in managed care pharmacy. *J Manag Care Spec Pharm*. 2019;25:641-644.
- American Medical Association. 2019 prior authorization (PA) physician survey. Available from: <https://www.ama-assn.org/system/files/2020-06/prior-authorization-survey-2019.pdf>. Accessed November 14, 2020.
- AMPC. Partnership forum: Optimizing prior authorization for appropriate medication selection. *J Manag Care Spec Pharm*. 2020;26(1):55-62.
- Shirmeshan E, Kyrychenko P, Matlin O, Avila JP, Brennan TA, Shrank WH. Impact of a transition to more restrictive drug formulary on therapy discontinuation and medication adherence. *J Clin Pharm Ther*. 2016;41:64-69.
- Chambers JD, Kim DD, Pope EF, Graff JS, Wilkinson CL, Neumann PJ. Specialty drug coverage varies across commercial health plans in the US. *Health Aff (Millwood)*. 2018;37:1041-1047.
- Happe L, Clark D, Holliday E, Young T. A systematic literature review assessing the directional impact of managed care formulary restrictions on medication adherence, clinical outcomes, economic outcomes, and health care resource utilization. *J Manag Care Pharm*. 2014;20:677-684.
- Centers for Medicare & Medicaid Services (CMS), HHS. 42 CFR parts 422 and 423: Modernizing Part D and Medicare Advantage to lower drug prices and reduce out-of-pocket expenses. Federal Register website. Published May 23, 2019. Available from: [www.federalregister.gov/documents/2019/05/23/2019-10521/modernizingpart-d-and-medicare-advantage-to-lower-drugprices-and-reduce-out-of-pocket-expenses](http://www.federalregister.gov/documents/2019/05/23/2019-10521/modernizingpart-d-and-medicare-advantage-to-lower-drugprices-and-reduce-out-of-pocket-expenses). Accessed November 13, 2020.
- Everson J, Frisse ME, Dusetzina SB. Real-time benefit tools for drug prices. *J Am Med Assoc*. 2019;322:2383-2384.
- Rood MN, Cruz-Knight W, Cunagin J, et al. The effect of insurance-driven medication changes on patient care. *J Fam Pract*. 2012;61:E1-E7.

21. Park Y, Raza S, George A, Agrawal R, Ko J. The effect of formulary restrictions on patient and payer outcomes: A systematic literature review. *J Manag Care Spec Pharm.* 2017;23:893–901.
22. IQVIA. Institute for Human Data Science Reports. Medication use and spending in the U.S. May 2019. Available from: <https://www.iqvia.com/insights/the-iqvia-institute/reports/medicine-use-and-spending-in-the-us-a-review-of-2018-and-outlook-to-2023>. Accessed November 14, 2020.
23. Vanscoy G, Seymore B, Kohli N, Patel J, Ogurchak J. The reemergence of specialty pharmacy. *J Manag Care Spec Pharm.* 2020;26:234–235.
24. Doshi JA, Pengxiang L, Vrushabh LP, Pettit AR, Taylor EA. Impact of cost sharing on specialty drug utilization and outcomes: a review of the evidence and future directions. *Am J Manag Care.* 2016;22:188–197.
25. Bagwell A, Kelley T, Carver A, Lee JB, Newman B. Advancing patient care through specialty pharmacy services in an academic health system. *J Manag Care Spec Pharm.* 2017;23:815–820.
26. Food and Drug Administration. Risk evaluation and mitigation strategies (REMS). Available from: [www.fda.gov/drugs/drug-safety-and-availability/risk-evaluation-and-mitigation-strategies-rems](http://www.fda.gov/drugs/drug-safety-and-availability/risk-evaluation-and-mitigation-strategies-rems). Accessed November 14, 2020.
27. Consumer Reports. Consumer Reports survey: One in four people who regularly take meds hit with sticker shock at the pharmacy. May 2017. Available from: [www.consumerreports.org/media-room/press-releases/2017/05/consumer\\_reports\\_survey\\_one\\_in\\_four\\_people\\_who\\_regularly\\_take\\_meds\\_hit\\_with\\_sticker\\_shock\\_at\\_the\\_pharmacy/](http://www.consumerreports.org/media-room/press-releases/2017/05/consumer_reports_survey_one_in_four_people_who_regularly_take_meds_hit_with_sticker_shock_at_the_pharmacy/). Accessed November 14, 2020.
28. Cohen RA, Villarreal MA. Strategies used by adults to reduce their prescription drug costs: United States, 2013. *NCHS Data Brief.* 2015;184:1–8.
29. Olson AW, Schommer JC, Mott DA, Brown LM. Financial hardship from purchasing medications for senior citizens before and after the Medicare Modernization Act of 2003 and the Patient Protection and Affordable Care Act of 2010: findings from 1998, 2001, and 2015. *J Manag Care Spec Pharm.* 2016;22:1150–1158.
30. Polinski JM, Shrank WH, Glynn RJ, Huskamp HA, Roebuck MC, Schneeweiss S. Beneficiaries with cardiovascular disease and the Part D coverage gap. *Circ Cardiovasc Qual Outcomes.* 2012;5:387–395.
31. Zhang Y, Donohue JM, Newhouse JP, Lave JR. The effects of the coverage gap on drug spending: A closer look at Medicare Part D. *Health Aff (Millwood).* 2009;28:w317–w325.
32. Hsu J, Price M, Huang J, et al. Unintended consequences of caps on medicare drug benefits. *N Engl J Med.* 2006;354:2349–2359.
33. Artiga S, Ubri P, Zur J. The effects of premiums and cost sharing on low-income populations: updated review of research findings. *Kaiser Family Foundation.* 2017. Available from: [www.kff.org/medicaid/issue-brief/the-effects-of-premiums-and-cost-sharing-on-low-income-populations-updated-review-of-research-findings/](http://www.kff.org/medicaid/issue-brief/the-effects-of-premiums-and-cost-sharing-on-low-income-populations-updated-review-of-research-findings/). Accessed November 14, 2020.
34. Kostova D, Fox J. Chronic health outcomes and prescription drug copayments in Medicaid. *Med Care.* 2017;55:520–527.
35. Ghosh A, Simon K, Sommers BD. The effect of state Medicaid expansions on prescription drug use: Evidence from the Affordable Care Act. (NBER Working Paper Series). 2017. Available from: [www.nber.org/papers/w23044](http://www.nber.org/papers/w23044). Accessed November 14, 2020.
36. Choudhry NK, Lee JL, Agnew-Blais J, Corcoran C, Shrank WH. Drug company-sponsored patient assistance programs: A viable safety net? *Health Aff (Millwood).* 2009;28:827–834. Available from: [www.ncbi.nlm.nih.gov/pmc/articles/PMC2873618/](http://www.ncbi.nlm.nih.gov/pmc/articles/PMC2873618/). Accessed November 14, 2020.
37. Hiltzik M. Why Big Pharma's patient-assistance programs are a sham. *Los Angeles Times.* September. 2015;25: Available from: <https://www.latimes.com/business/hiltzik/la-fi-mh-pharma-s-sham-patient-assistance-programs-20150925-column.html>. Accessed November 14, 2020.
38. Felder TM, Palmer NR, Lai LS, Mullen PD. What is the evidence for pharmaceutical patient assistance? A systematic review. *J Health Care Poor Underserved.* 2011;22:24–49. Available from: [www.ncbi.nlm.nih.gov/pmc/articles/PMC3065996/](http://www.ncbi.nlm.nih.gov/pmc/articles/PMC3065996/). Accessed November 14, 2020.
39. Hacker K, Anies M, Folb BL, Zallman L. Barriers to health care for undocumented immigrants: a literature review. *Risk Manag Healthc Policy.* 2015;8:175–183.
40. Zullig LL, Wolf S, Vlastelica L, Shankaran V, Zafar SY. The role of patient financial assistance programs in reducing costs for cancer patients. *J Manag Care Spec Pharm.* 2017;23:407–411.
41. Siegel RD, Slough RG, Crosswell HE, et al. Drug recovery and copay assistance program in a community cancer center: Charity and challenges. *J Oncol Pract.* 2019;15:e628–e635.
42. Sullivan PW, Nichol MB. The economic impact of payer policies after the Rx-to-OTC switch of second-generation antihistamines. *Value Health.* 2004;7:402–412.
43. Cohen J, Millier A, Karray S, Toumi M. Assessing the economic impact of Rx-to-OTC switches: a systematic review and guidelines for future development. *J Med Econ.* 2013;16:835–844.
44. Sullivan PW, Follin SL, Nichol MB. Transitioning the second-generation antihistamines to over-the-counter status: A cost-effectiveness analysis. *Med Care.* 2003;41:1382–1395.
45. Food and Drug Administration. Prescription to over-the-counter (OTC) switch list. Available from: [www.fda.gov/about-fda/center-drug-evaluation-and-research-cder/prescription-over-counter-otc-switch-list](http://www.fda.gov/about-fda/center-drug-evaluation-and-research-cder/prescription-over-counter-otc-switch-list). Accessed November 14, 2020.
46. Government Accountability Office (GAO). Drug shortages. Certain factors are strongly associated with this persistent public health challenge, 2016. Available from: [www.gao.gov/assets/680/678281.pdf](http://www.gao.gov/assets/680/678281.pdf). Accessed November 14, 2020.
47. Government Accountability Office (GAO). *Nonprescription drugs: Value of a pharmacist-controlled class has yet to be demonstrated: report to the ranking minority member.* Washington, DC: GAO, 1995 Available from: [www.gao.gov/assets/160/155162.pdf](http://www.gao.gov/assets/160/155162.pdf). Accessed November 14, 2020.
48. Ried LD, Huston SA, Kucukarsian SN, Sogol EM, Schafermeyer KW, Sangsiry SS. Risks, benefits, and issues in creating a behind-the-counter category of medications. *J Am Pharm Assoc.* 2011;51:26–39.
49. Food and Drug Administration. Innovative approaches for nonprescription drug products. July 2018. Available from: <https://www.fda.gov/regulatory-information/search-fda-guidance-documents/innovative-approaches-nonprescription-drug-products>. Accessed November 13, 2020.
50. American Society of Health-System Pharmacists. Drug shortages as a matter of national security: Improving the resilience of the nation's healthcare critical infrastructure. 2018. Available from: <https://www.ashp.org/~media/assets/advocacy-issues/docs/Recommendations-Drug-Shortages-as-Matter-of-Natl-Security>. Accessed November 20, 2020.
51. American Pharmacists Association. APhA responds to FDA's draft guidance on advancing access to nonprescription drugs. Available from: [www.pharmacist.com/article/apha-responds-fdas-draft-guidance-advancing-access-nonprescription-drugs?is\\_sso\\_called=1](http://www.pharmacist.com/article/apha-responds-fdas-draft-guidance-advancing-access-nonprescription-drugs?is_sso_called=1). Accessed November 14, 2020.
52. American Society of Health-System Pharmacists. Drug shortages. Available from: [www.ashp.org/Drug-Shortages/](http://www.ashp.org/Drug-Shortages/). Accessed November 14, 2020.
53. Fox ER, McLaughlin MM. ASHP guidelines on managing drug product shortages. *Am J Health Syst Pharm.* 2018;75:1742–1750.
54. American Hospital Association. Recent trends in hospital drug spending and manufacturer shortages. 2019. Available from: <https://www.aha.org/system/files/2019-01/aha-drug-pricing-study-report-01152019.pdf>. Accessed November 14, 2020.

55. McBride A, Holle LM, Westendorf C, et al. National survey on the effect of oncology drug shortages on cancer care. *Am J Health Syst Pharm.* 2013;70:609–617.
56. Phuong JM, Penm J, Chaar B, Oldfield LD, Moles R. The impacts of medication shortages on patient outcomes: A scoping review. *PLoS One.* 2019;14:e0215837.
57. American Society of Health-System Pharmacists. Drug shortages roundtable: minimizing the impact on patient care. *Am J Health Syst Pharm.* 2018;75:816–820.
58. Congress.gov. Coronavirus Aid, Relief, and Economic Security Act (CARES). Available from: <https://www.congress.gov/116/plaws/publ136/PLAW-116publ136.pdf>. Accessed November 20, 2020.
59. Institute of Medicine. *Health literacy: A prescription to end confusion*. Washington, DC: National Academies Press, 2004. <https://doi.org/10.17226/10883>.
60. Centers for Disease Control and Prevention. What is health literacy? Available from: [www.cdc.gov/healthliteracy/learn/index.html](http://www.cdc.gov/healthliteracy/learn/index.html). Accessed November 14, 2020.
61. Brach C, Keller D, Hernandez LM, et al. *Ten attributes of health literate health care organizations*. NAM Perspectives. Discussion Paper. Washington, DC: National Academy of Medicine, 2012 Available from: <https://nam.edu/perspectives-2012-ten-attributes-of-health-literate-health-care-organizations/>. Accessed November 14, 2020.
62. Easton P, Entwistle VA, Williams B. Health in the “hidden population” of people with low literacy. A systematic review of the literature. *BMC Public Health.* 2010;10:459.
63. Ngho LN. Health literacy: a barrier to pharmacist patient communication and medication adherence. *J Am Pharm Assoc.* 2009;49:e132–e149.
64. Benjamin RM. Improving health by improving health literacy. *Public Health Rep.* 2010;125:784–785.
65. Kutner M, Greenburg E, Jin Y, Paulsen C. The health literacy of America's adults: results from the 2003 national assessment of adult literacy. National Center for Education Statistics, 2006. Report No: NCES 2006-483. Available from: <https://nces.ed.gov/pubs2006/2006483.pdf>. Accessed November 14, 2020.
66. Tzacz VL, Metzger A, Pruchnicki MC. Health literacy in pharmacy. *Am J Health Syst Pharm.* 2008;65:974–981.
67. Stossel LM, Segar N, Gliatto P, Fallar R, Karani R. Readability of patient education materials available at the point of care. *J Gen Intern Med.* 2012;27:1165–1170.
68. Beck TL, Le TK, Henry-okafor Q, Shah MK. Medical care for undocumented immigrants: national and international issues. *Prim Care.* 2017;44:e1–e13.
69. Rodriguez MA, Bustamante AV, Ang A. Perceived quality of care, receipt of preventive care, and usual source of health care among undocumented and other Latinos. *J Gen Intern Med.* 2009;24(suppl 3):508–513.
70. Wallace SP, Torres J, Sadegh-Nobari T, Pourat N, Brown ER. UCLA Center for Health Policy Research. Undocumented immigrants and health care reform. Available from: [www.healthpolicy.ucla.edu/publications/Documents/PDF/undocumentedreport-aug2013.pdf](http://www.healthpolicy.ucla.edu/publications/Documents/PDF/undocumentedreport-aug2013.pdf). Accessed November 14, 2020.
71. Berlinger N, Calhoun C, Gusmano M, Vimo J. The Hastings Center and the New York Immigration Coalition. 2015. Undocumented immigrants and access to health care in New York City: Identifying fair, effective, and sustainable local policy solutions: Report and recommendations to the office of the mayor of New York City. Available from: <http://undocumentedpatients.org/wp-content/uploads/2015/04/Undocumented-Immigrants-and-Access-to-Health-Care-NYC-Report-April-2015.pdf>. Accessed November 14, 2020.
72. Castañeda H, Holmes SM, Madrigal DS, Young ME, Beyeler N, Quesada J. Immigration as a social determinant of health. *Annu Rev Public Health.* 2015;36:375–392.
73. Gebhart F. The growing problem of pharmacy deserts. *Drug Top.* 2019;163:1–4. Available from: <https://www.drugtopics.com/view/growing-problem-pharmacy-deserts>. Accessed November 15, 2020.
74. Qato DM, Wilder J, Zenk S, Davis A, Makelarski J, Lindau ST. Pharmacy accessibility and cost-related underuse of prescription medications in low-income Black and Hispanic urban communities. *J Am Pharm Assoc.* 2017;57:162–169.e1.
75. Qato DM, Daviglus ML, Wilder J, Lee T, Qato D, Lambert B. “Pharmacy deserts” are prevalent in Chicago's predominantly minority communities, raising medication access concerns. *Health Aff.* 2014;33:1958–1965.
76. Ikram SJ, Yujie H, Wang F. Disparities in spatial accessibility of pharmacies in Baton Rouge, Louisiana. *Geogr Rev.* 2015;105:492–510. <https://doi.org/10.1111/j.1931-0846.2015.12087.x>.
77. Weeks E. Medicalization of rural poverty: Challenges for access. *J Law Med Ethics.* 2018;46:651–657.
78. Salako A, Ullrich F, Mueller KJ. Update: independently owned pharmacy closures in rural America, 2003-2018. *Rural Policy Brief.* 2018;2018:1–6.
79. Klepser DG, Xu L, Ullrich F, Mueller KJ. Trends in community pharmacy counts and closures before and after the implementation of Medicare Part D. *J Rural Health.* 2011;27:168–175.
80. Pednekar P, Peterson A. Mapping pharmacy deserts and determining accessibility to community pharmacy services for elderly enrolled in a state pharmaceutical assistance program. *PLoS One.* 2018;13:e0198173.
81. Davidson LA, Pettis CT, Joiner AJ, Cook DM, Klugman CM. Religion and conscientious objection: a survey of pharmacists' willingness to dispense medications. *Soc Sci Med.* 2010;71:161–165.
82. Moore A, Ryan S, Stamm C. Seeking emergency contraception in the United States: A review of access and barriers. *Women Health.* 2019;59:364–374.
83. Chau VM, Stamm CA, Borgelt L, et al. Barriers to single-dose levonorgestrel-only emergency contraception access in retail pharmacies. *Womens Health Issues.* 2017;27:518–522.
84. Lewis BA, Koester SK, Bush TW. Pharmacists' attitudes and concerns regarding syringe sales to injection drug users in Denver, Colorado. *J Am Pharm Assoc.* 2002;42(6 suppl 2):S46–S51.
85. Janulis P. Pharmacy nonprescription syringe distribution and HIV/AIDS: A review. *J Am Pharm Assoc.* 2012;52:787–797.
86. Tolentino V, Unni E, Montuoro J, Bezzant-Ogborn D, Kepka D. Utah pharmacists' knowledge, attitudes, and barriers regarding human papillomavirus vaccine recommendation. *J Am Pharm Assoc.* 2018;58(4S):S16–S23.
87. Stone RH, Rafie S, Griffin B, Shealy K, Stein AB. Pharmacist self-perception of readiness to prescribe hormonal contraception and additional training needs. *Curr Pharm Teach Learn.* 2020;12:27–34.
88. NASPA (National Alliance of State Pharmacy Associations). Pharmacist prescribing: Naloxone. Available from: [www.naspa.us/resource/naloxone-access-community-pharmacies/](http://www.naspa.us/resource/naloxone-access-community-pharmacies/). Accessed November 13, 2020. [cited January 17, 2019].
89. Do V, Behar E, Turner C, Geier M, Coffin P. Acceptability of naloxone dispensing among pharmacists. *J Pharm Pract.* 2020;33:247–254.
90. Thornton JD, Lyvers E, Scott VG, Dwibedi N. Pharmacists' readiness to provide naloxone in community pharmacies in West Virginia. *J Am Pharm Assoc.* 2017;57:S12–S18.
91. Rudolph S, Branham AR, Rhodes LA, Hayes H Jr, Moose JS, Marciniak MW. Identifying barriers to dispensing naloxone: a survey of community pharmacists in North Carolina. *J Am Pharm Assoc.* 2018;58:S55–S58.
92. Spivey CA, Wilder A, Chisholm-Burns MA, Stallworth S, Wheeler J. Evaluation of naloxone access, pricing, and barriers to dispensing in Tennessee retail community pharmacies. *J Am Pharm Assoc.* 2020;60(5):694–701. <https://doi.org/10.1016/j.japh.2020.01.030>.

93. Green TC, Case P, Fiske H, et al. Perpetuating stigma or reducing risk? Perspectives from naloxone consumers and pharmacists on pharmacy-based naloxone in 2 states. *J Am Pharm Assoc.* 2017;57(S2):S19–S27.
94. Evoy KE, Hill LG, Groff L, Mazin L, Carlson CC, Reveles KR. Naloxone accessibility without a prescriber encounter under standing orders at community pharmacy chains in Texas. *J Am Med Assoc.* 2018;320:1934–1937.
95. Lozo KW, Nelson LS, Ramdin C, Calello DP. Naloxone deserts in NJ cities: sociodemographic factors which may impact retail pharmacy naloxone availability. *J Med Toxicol.* 2019;15:108–111.
96. National Association of Boards of Pharmacy. Stakeholders' challenges and red flag warning signs relate to prescribing and dispensing. Available from: <https://www.nacds.org/ceo/2015/0312/stakeholders.pdf>. Accessed November 15, 2020.
97. Fudin J. Don't ignore these opioid abuse red flags. *Pharmacy Times.* Available from: [www.pharmacytimes.com/contributor/jeffrey-fudin/2017/10/opioid-red-flags-for-consideration](http://www.pharmacytimes.com/contributor/jeffrey-fudin/2017/10/opioid-red-flags-for-consideration). Accessed November 15, 2020.
98. Blank C. Criminal opioid charges piling up against pharmacists, distributors. *Drug Topics.* Available from: [www.drugtopics.com/opioid-epidemic/criminal-opioid-charges-piling-against-pharmacists-distributors](http://www.drugtopics.com/opioid-epidemic/criminal-opioid-charges-piling-against-pharmacists-distributors). Accessed November 15, 2020. [cited July 23, 2019]
99. Lopez G. The thousands of lawsuits against opioid companies, explained. *Vox website.* Available from: [www.vox.com/policy-and-politics/2017/6/7/15724054/opioid-epidemic-lawsuits-purdue-oxycontin](http://www.vox.com/policy-and-politics/2017/6/7/15724054/opioid-epidemic-lawsuits-purdue-oxycontin). Accessed November 15, 2020. [cited May 15, 2018].
100. Hinkle J. Millions of opioid pills flooded Arizona communities during prescription drug boom. *The Arizona Republic.* Available from: [www.azcentral.com/story/news/local/arizona-health/2019/07/25/millions-opioid-pills-flooded-arizona-pharmacies-prescription-drug-boom/1801196001/](http://www.azcentral.com/story/news/local/arizona-health/2019/07/25/millions-opioid-pills-flooded-arizona-pharmacies-prescription-drug-boom/1801196001/). Accessed November 15, 2020. [cited July 25, 2019].
101. Ault A. Pharmacists may be legally liable for opioid overdoses. Available from: [www.medscape.com/viewarticle/882358](http://www.medscape.com/viewarticle/882358). Accessed November 15, 2020. [cited June 30, 2017].
102. Segall B. Walgreen's "secret checklist" reveals controversial new policy on pain pills. Available from: <https://www.ncnp.org/journal-of-medicine/1632-walgreens-secret-checklist-reveals-controversial-new-policy-on-pain-pills.html>. Accessed November 20, 2020. [cited September 18, 2013].
103. CVS Health. Fighting national opioid abuse epidemic with enterprise initiatives. Press release. Available from: [www.cvshealth.com/newsroom/press-releases/cvs-health-fighting-national-opioid-abuse-epidemic-with-enterprise-initiatives](http://www.cvshealth.com/newsroom/press-releases/cvs-health-fighting-national-opioid-abuse-epidemic-with-enterprise-initiatives). Accessed November 15, 2020. [cited September 2017].
104. Houck LK. AMA tells pharmacists: "don't call us we'll call you". 13 WTHR NBC Affiliate website. Available from: <https://www.fdalawblog.net/2013/06/ama-tells-pharmacists-dont-call-us-well-call-you/>. Accessed November 20, 2020. [cited June 13, 2013].

**How to cite this article:** Sobeski LM, Schumacher CA, Alvarez NA, et al. Medication access: Policy and practice opportunities for pharmacists. *J Am Coll Clin Pharm.* 2021;4: 113–125. <https://doi.org/10.1002/jac5.1373>